



Director's Report to the Board of Forestry



Oxford Suites
Honey Run Hall
2085 Business Lane
Chico, California 95928

May 2019

Resource Management

Forest Practice Program

Plan Submissions (through 04/30/2019)

- **THP Submissions:** The number of THP submissions through April was approximately 10% lower than the number of submissions through April of last year (65 compared to 72 in 2018).
- **NTMP Submissions:** The number of NTMP submissions through April was 50% lower than the number of submissions through April of 2018 (4 compared to 8 in 2018). Approximately 11 NTOs have been submitted this year; about 52% less than the number of NTO submissions last year (23 in 2018).
- **Exemption Notice Submissions:** Exemption submissions were approximately 19% lower through April compared to the same period last year (513 compared to 634 in 2018). The acreage covered was approximately 51% lower (1,048,603 acres compared to 2,141,253 acres in 2018).
- **Emergency Notice Submissions:** Emergency Notice submissions were approximately 12% lower through April of 2019 than submissions over the same period last year (74 compared to 83 in 2018). However, Emergency Notice acreage this year has increased significantly over last year (10,609 acres compared to 4,741 acres in 2018).
- **Plan Approval:** The number of THPs approved through April is approximately 18% lower than the number approved for the same period of 2018 (77 compared to 94). About 6 NTMPs have been approved in 2019 compared to 3 approved during the same period of 2018.

Watershed Protection Program Update

- Staff have begun Exemption and Emergency Notice monitoring work for 2019. Initial emphasis has been placed on 1052.1 Emergency Notices, with protocol and digital data revisions completed. Data was collected for four Notices burned by the Tubbs Fire in Sonoma County the week of April 8th, working jointly with North Coast Regional Water Quality Control Board staff. Additionally, data was collected for two notices in Shasta County burned by the Carr Fire the week of April 22nd. A total of 54 Emergency Notices will be evaluated in 2019. 1038(c,c(6)) Fire Hazard Reduction Exemption Notices will also be monitored this year.

Timber Operators Licensing (LTO) and Forest Practice Enforcement Updates

The following tables summarize LTO and Enforcement Activities since the last report.

Table: LTO License Status

Status	#
New Applications Rec'd	10
Renewal Applications Rec'd	12
New Licenses Issued	18
Licenses Renewed	15
Incomplete Applications Rec'd	3
Applications Returned	0
Refunds Issued	0
Insurance Certificates Rec'd	78

Table: Active Civil Penalties Case Status

Status	# of Cases
Under Review	0
Developed for Signature	10
CPO Signed, Mailed, Served	18
Hearing(s) Pending	8
Settlement Mitigation	2
Payments	19
Probation	4
Judgement Needed	17
Default	0
Total	78

Resource Protection and Improvement Program

Urban and Community Forestry (UCF)

- The Director made determinations on Urban and Community Forestry Grant Awards on April 30. The bulk of the awards will be from Proposition 68 funds (approximately \$13.5 million), with California Climate Investments making up the remainder (approximately \$3.5 million). It is expected that this will fund 20 to 30 grant projects.

Demonstration State Forests

Boggs Mountain

- Boggs is open for day use only. Camping and fires are prohibited.

- On the week of April 12th, an LTO's skidder and loader were both shot with numerous .40 caliber rounds. The FOBM trail building trailer was also shot, and the tires were slashed.
- Drew Coe led an interpretive field trip for a Humboldt State University Soils 460 class on April 13th. The students were permitted to camp at Boggs Mountain Demonstration State Forest for the night prior to the field trip.

Jackson

- A new three-sided interpretive display was installed at the Caspar Woods Schoolhouse in April. The two interpretive panels describe the history of the schoolhouse and how it was moved from logging camp to logging camp.
- Plans for a new 2-mile section of trail has been finalized and the Mendocino Coast Cyclists will construct it this summer.
- Northern spotted owl (NSO) surveys at several early season spot check plans have been completed. More barred owls have been heard than NSO. No nesting NSO have been found to date.
- Three new potential marbled murrelet habitat areas at the west end of SF Noyo River have been designated by California Department of Fish and Wildlife through pre-consultation field visits.

Mountain Home

- Mountain Home is struggling to meet the sampling, monitoring and reporting requirements associated with their permit from the local water district for providing drinking water in their campgrounds. Forest Manager Jim Kral is considering the option of providing non-potable water only if he can't resolve this issue.

Soquel

- Staff prepared a draft MOU between CAL FIRE and CDFW to continue the annual electro-fishing data collection effort. This effort was dropped by NMFSs this past summer due to the retirement of a key staff member. The MOU with CDFW will assist in the continuation this important 25-year data set on fish population statistics within the East Branch of Soquel Creek.
- Staff led a field tour for students from a Swedish University on April 4th as part of their research into sustainability. This was a first introduction to forestry and people who work in the woods as their work has mostly been focused on the urban environment.

Lewis A. Moran Reforestation Center (LAMRC)

- As of April 24, 2019, the 30,000 seed sown has germinated and is exhibiting between an 87% and 93% survival rate.
- LAMRC continues to work with Technical Services on the contracts for the restoration of the two existing greenhouses and construction of the new greenhouse/shade house.

California Forest Improvement Program (CFIP)

- The implementation of the FI\$CAL Program has significantly impacted CFIP. Landowners/Grantees on average have had to wait 3-4 months to receive their reimbursement. We are receiving numerous complaints on this issue from multiple parties, including the Forest Landowners of California, California License Forestry Association and many private parties.

Forest Legacy Program

- The 967 acre Jacoby Creek Forest Legacy Project closed escrow on April 23rd. The 49 acre Forsyth Legacy Project closed on April 12th.

Forest Pest Management

- Staff has been working on the various sub-committees of the Invasive Shot Hole Borer Planning group of the California Invasive Species Advisory Committee to develop plans for the use of state funds to combat the invasive pest complex in California.
- CAL FIRE Pest Management Staff will be offering a training session on forest insects and diseases for foresters from CAL FIRE and the USFS in Redding this coming June. If space is available, the training may be opened to other students outside of these two organizations.
- CAL FIRE will be hosting the western bark beetle, wood borer and defoliator working meeting in southern California in October.
- The 2018 California Forest Pest Conditions Report has been completed and will soon be available online.

Fire and Resource Assessment Program (FRAP)

- The Program made final selections and notified applicants for California Climate Investment Research Grants. A total of 10 Research Grants were selected - 4 on State Forests.
- FRAP has a new program for prescribed burn monitoring. A field coordinator position was hired and staff is establishing a contact with the University of California for field monitoring crews.

- FRAP is in discussion with the USFS Pacific Northwest Research Station for Forest Inventory & Analysis Intensification. This would result in moving from a 10-year re-measurement cycle to a 5-year cycle.

Climate and Energy Program

Forest Health Grant Program

- The CAL FIRE Forest Health Grant Program awarded \$63.4 million of California Climate Investment funds. There were 16 projects that were selected to receive grant funds. Of those 16, 3 were Forest Legacy Projects. A spreadsheet of the awards with brief project descriptions can be found on program website:
http://www.fire.ca.gov/resource_mgt/resource_mgt_foresthealth_grants

Fire Protection

Fire Protection Program

Law Enforcement/Civil Cost Recovery

- Last month, CAL FIRE Law Enforcement made 12 arrests and issued 36 citations (excluding PRC 4291).
- Last month, CAL FIRE received \$827,677 resulting from Civil Cost Recovery actions.

Fire Protection Operations

- To date, including installs in San Bernardino Unit, CAL FIRE has completed 960 AVL/MDT mobile installs. Remaining installs include San Luis Obispo Unit (52), San Diego Unit (86) and Riverside Unit (88) for a total remaining of 289. It is anticipated that all installs will be completed by September 2019.
- Operations Staff has been meeting with CalOES in regard to the Utilities Public Safety Power Shutoff (PSPS) program for 2019. Command and Control is meeting with the State Warning Center and State Operations Center Operations Manager to discuss exact information to be shared, distribution process, and possible incorporation of PSPS GIS layers into SCOUT.
- Operations staff also met with the Independent System Operator (ISO) on April 29, 2019, to present a Fire Season 2019 outlook and share information.
- Staff have conducted multiple meetings with the National Guard; attended Coop Agreement meeting on Exhibit C - Incident Awareness and Assessment (IAA), fire detection and notification trial will begin with CAL FIRE Intel after eight months of discussion (funded from Federal Training funds which run out July 1). Will also be involved in IAA training in Lone the week of May 6th.

- CAL NENA – (CA National Emergency Number Association (911)) Because of this year’s attendance CAL FIRE has secured positions on each of the Regional NG 911 Task Forces (Exception of LA City) to help “coordinate region specific communications structure for feedback and input, and make procedural decisions for the regional ESINet (Emergency Services IP Networks), Next Generation 911.

Aviation Management Unit/Tactical Air Operations

- All Southern Region Air Bases staffed on May 1, 2019. Northern Region Air Bases are scheduled to all go on June 1, 2019.
- S-70i Blackhawk Helicopter Implementation Group continues to plan and prepare for delivery of new helicopters. The first aircraft is tentatively scheduled for delivery in early July. Work continues on operations, training, infrastructure needs, staffing models and maintenance requirements.
- The Interagency Air Attack Course is underway and beginning its second and final week. Total of 18 students (9 Federal, 8 CAL FIRE and 1 LA County FD).
- CHP Aviation Training will be taking place over the next two months. CAL FIRE is sending personnel out to all of the CHP Air Operations Divisions to train them on our operations and how they can safely integrate into our operations on wildland fires. The goal is to increase aviation coordination and eliminate airspace conflicts.
- The California National Guard (CNG) Fuels Reduction Crews received their initial training and are now functional performing field operations.

Mobile Equipment Management

- Mobile Equipment received the first of three Mobile Command Centers on April 26, 2019, to replace our aging fleet.
- Mobile Equipment Program is actively releasing new chippers, track chippers, track loaders, trailers, pickups, and fire engines to the field.

Cooperative Fire Program

Conservation Camp Program

- The Ventura Training Center (VTC) began its third class of 25 participants on April 15, 2019.
- The Conservation Camp Program has been preparing for the upcoming fire season and the Camps are participating in fire preparedness exercises throughout the state that include hiking, fireline construction and other emergency activities.

- The statewide Conservation Camps population for Wednesday, April 24, 2019: the current statewide shortage of fire crew members assigned to fire crews is 953 (a decrease of 3 from 956 as of April 10, 2019). The inmate population stands at 83% (-4%) of capacity while crew capacity stands at 71% (no change).

Local Government Program

- The Local Government Program is distributing Local Government Agreement Budget Plan documents to the Regions. These plans will need to be reviewed and updated by the Units to reflect any anticipated position or classification changes in the next two years. This information is used to ensure the Department has sufficient position and reimbursement authority for our Local Government Agreements as well as used to load budget information into FI\$CAL.

State-Federal Program

- CAL FIRE and the California Military Department (National Guard) have signed a 12-month agreement for five, twenty person military fuels crews. The crews will be based out of Fresno (2), Monterey, Auburn and Redding for fuels management projects and possible emergency response.
- This month Cal OES hosted a California Fire Assistance Agreement (CFAA) Committee meeting involving all signatory agencies. The U.S. Forest Service (USFS) audit discussion consumed the balance of the meeting and resulted in resolution of most the 2018 CFAA invoice disputes which prevented the USFS from issuing payment. The next CFAA Committee meeting is scheduled for May 3, 2019.

Safety/EMS Program

- Twenty-five students successfully completed the Supervision 5 Exceptional Leadership class hosted by CAL FIRE's Executive management. The course focus is a succession planning and implementation leadership forum focused on change and the State system. Students are highly motivated to learn behaviors of an exceptional leader, strategies for moving the Department into the future, working on current issues that will make a difference, and an introduction to the CAL FIRE Executive Team.
- The CAL FIRE 2018 Vehicle Accidents report was released in April. Statewide, there were 436 vehicle accidents reported an average occurrence of 36.33 accidents per month. The Director has set goals for 2019 including:
 - Reduce the occurrence of collisions with stationary objects by 20%.
 - Reduce the occurrence of backing accidents by 10%.
 - 100% of CAL FIRE drivers will obtain their defensive driving certification at least once every four years.

- The CAL FIRE EMS Program processed 44 EMT Certification/Recertification applications that were received in March 2019. Current certified CAL FIRE EMTs: 973
- CAL FIRE's Research and Development Program continues to process research proposals and is actively involved in partnership with the Department of General Services (DGS) and the California Department of Technology (CDT), Request for Innovative Ideas (RFI2) solicitation for Wildfire Management relating to wildfire detection and prediction.

Training Program

- Training Center graduations on April 26, 2019, included Fire Fighter Academy (FFA) 3-19 with 47 students, FFA 4-19 with 46 students, and Company Officer Academy (COA) 1-19 with 45 students.
- The Training Center will be starting the following classes on April 29, 2019: HFEO Academy #45 with 20 students and COA 2-19 and 3-19 with 86 students.
- Aviation related classes are finishing up this week with Air Tactical Group Supervisor (ATGS) in Redding this week.
- The CAL FIRE Training Center Dormitory project concrete parking areas making progress with the good weather.
- Staff are making arrangements to hold interviews for a vacant Assistant Chief of Fire Training position.

Office of the State Fire Marshal

Wildland Fire Prevention Engineering

- Staff continue to work with the California Public Utilities Commission (CPUC) in implementing SB-901 and the development of the new Utility Mitigation Plan Program. Staff have completed the review of the 6 IOU and 2 ITO WMPs. The consolidated review documents have been submitted to the CPUC for consideration by the ALJ.
- Continue to analyze multiple proposed legislation on potential impacts to Department and Program.
- Staff continue to work with the CAL FIRE Office of the State Fire Marshal Wildland Urban Interface Building Code Committee in developing a list of low cost home retrofits per AB-2911 (2018).
- Staff continue to analyze the Damage Inspection data.

Fire Plan

- Units are starting to update annual fire plans.
- Staff are working on the annual Fire Plan Report that will be presented to the Board in the near future.
- Staff are working with the Fire Resource and Assessment Program (FRAP) and the Board to begin the SRA (State Responsibility Area) review. Following this review, a remapping effort of the Fire Hazard Severity Zones will begin.

CalFIRS (CAL FIRE Incident Reporting System)

- The 2017 Wildfire Activity Statistics Book (Redbook) is being published.
- The 2018 Wildfire Activity Statistics Book (Redbook) is being completed.

Land Use Planning

- Multiple jurisdictions are currently updating Safety Elements statewide.
- Continued bill analysis on proposed legislation and potential impact to Department and Program.
- Program working on staffing plan for the 2018 AB 2911 subdivision development review.

Fire Prevention Grants

- Awarded 66 fire prevention grants totaling \$43 million. Approximately \$33 million is funded from the CCI Greenhouse Gas Reduction Fund and \$10 million from the Community Wildfire Prevention Program. These projects include fuel reduction, planning and public education. About 293 grant applications were received requesting nearly \$190 million.

**CALENDAR YEAR 2019
TIMBER HARVESTING INFORMATION THROUGH April 30, 2019**

Note: This information is for Timber Harvesting Plans and Nonindustrial Timber Management Plans submitted to the Department during a calendar year. The numbers are the cumulative totals for the calendar year as of the specific date

Year Comparison	Coast (Santa Rosa)		Cascade (Redding)		Riverside (South)		Sierra (Fresno)		Totals	
	2018	2019	2018	2019	2018	2019	2018	2019	2018	2019
THPs Received	46	48	21	10	0	0	5	7	72	65
THPs Returned	11	14	6	4	0	0	4	2	21	20
THPs Pre-Harvest Inspections	50	48	13	6	0	0	2	2	65	56
THPs with NON-Concurrence	1	0	0	0	0	0	0	0	1	0
THPs Denied	0	0	0	0	0	0	0	0	0	0
THPs Approved	56	49	30	22	0	0	8	6	94	77
THP Approved Acres	12,124	13,555	20,700	14,851	0	0	2,707	2,483	35,531	30,889

Year Comparison	Coast (Santa Rosa)		Cascade (Redding)		Riverside (South)		Sierra (Fresno)		Totals	
	2018	2019	2018	2019	2018	2019	2018	2019	2018	2019
NTMPs Received	7	3	1	1	0	0	0	0	8	4
NTMPs Returned	2	0	1	0	0	0	0	0	3	0
NTMPs Pre-Harvest Inspections	5	1	1	1	0	0	0	0	6	2
NTMPs Denied	0	0	0	0	0	0	0	0	0	0
NTMPs Approved	3	5	0	0	0	0	0	1	3	6
NTMP Approved Acres	153	676	0	0	0	0	0	438	153	1,114
NTMPs with NON-Concurrences	0	0	0	0	0	0	0	0	0	0
NTOs Received	14	10	7	0	0	0	2	1	23	11

**CALENDAR YEAR 2019
TIMBER HARVESTING INFORMATION THROUGH April 30, 2019**

Note: This information is for Timber Harvesting Plans and Nonindustrial Timber Management Plans submitted to the Department during a calendar year. The numbers are the cumulative totals for the calendar year as of the specific date



The State of California and the Department of Forestry and Fire Protection make no representations or warranties regarding the accuracy of data or maps. Neither the State nor the Department shall be liable under any circumstances for any direct, special, incidental, or consequential damages with respect to any claim by any user or third party on account of or arising from the use of data or maps.

Acres represent those reported on the Notice as accepted by the Department and may not reflect actual operations on the ground.

Data Source: CalTREES

California Forest Practice Rules - Exemptions and Emergency Notices
Accepted by the Department of Forestry and Fire Protection through April 30, 2019

Rule	Type of Exemption	Admin Area	2018		2019	
			Number of Plans	Acres	Number of Plans	Acres
1038(b) (03/2019)	10 Percent Dead, Dying Diseased, Fuelwood, or Woody Debris v2019	Cascade (Redding)			45	457,725
		Coast (Santa Rosa)			7	4,445
		Riverside (South)				
		Sierra (Fresno)			2	16,013
		Totals	0	0	54	478,183
1038(a)&(b)	10% Dead, Dying or Diseased Fuelwood or Split Products	Cascade (Redding)	184	1,488,218	74	496,274
		Coast (Santa Rosa)	37	465,322	17	28,055
		Riverside (South)	1	240	1	240
		Sierra (Fresno)	14	146,457	3	18,579
		Totals	236	2,100,237	95	543,148
1038.6 (03/2019)	Butte Post Fire Recovery	Cascade (Redding)			116	347
		Coast (Santa Rosa)				
		Riverside (South)				
		Sierra (Fresno)				
		Totals	0	0	116	347
1038(a) (03/2019)	Christmas Trees	Cascade (Redding)				
		Coast (Santa Rosa)				
		Riverside (South)				
		Sierra (Fresno)				
		Totals	0	0	0	0
1038(k)	Drought Mortality	Cascade (Redding)	50	3,092	3	324
		Coast (Santa Rosa)	4	450		
		Riverside (South)				
		Sierra (Fresno)	40	5,467	26	192
		Totals	94	9,009	29	516
1038(d) (03/2019)	Drought Mortality and Unmerchantable Sawlog v2019	Cascade (Redding)			1	6
		Coast (Santa Rosa)				
		Riverside (South)				
		Sierra (Fresno)			1	4
		Totals	0	0	2	10
1038(j)	Forest Fire Prevention PILOT Project	Cascade (Redding)	12	469	3	258
		Coast (Santa Rosa)			2	263
		Riverside (South)				
		Sierra (Fresno)			1	120
		Totals	12	469	6	641
1038(i)	Forest Fire Prevention Project	Cascade (Redding)	3	271	1	10
		Coast (Santa Rosa)				
		Riverside (South)				
		Sierra (Fresno)				
		Totals	3	271	1	10

California Forest Practice Rules - Exemptions and Emergency Notices
Accepted by the Department of Forestry and Fire Protection through April 30, 2019

Rule	Type of Exemption	Admin Area	2018		2019	
			Number of Plans	Acres	Number of Plans	Acres
1038.3 (03/2019)	Forest Fire Prevention v2019	Cascade (Redding)			2	134
		Coast (Santa Rosa)			4	218
		Riverside (South)				
		Sierra (Fresno)			1	299
		Totals	0	0	7	651
1104.1(a)	Less than 3 Acre Conversion	Cascade (Redding)	46	83	24	35
		Coast (Santa Rosa)	26	65	9	17
		Riverside (South)	1	3	1	3
		Sierra (Fresno)	8	16	4	4
		Totals	81	167	38	59
1038(l)	Oak Woodland Management (effective 01/01/2018)	Cascade (Redding)				
		Coast (Santa Rosa)	1	44	2	237
		Riverside (South)				
		Sierra (Fresno)				
		Totals	1	44	2	237
1038(e) (03/2019)	Oak Woodland Management v2019	Cascade (Redding)				
		Coast (Santa Rosa)				
		Riverside (South)				
		Sierra (Fresno)				
		Totals	0	0	0	0
1038(m)	Post Fire Recovery (effective 01/01/2018)	Cascade (Redding)				
		Coast (Santa Rosa)	9	20		
		Riverside (South)				
		Sierra (Fresno)				
		Totals	9	20	0	0
1038.5 (03/2019)	Post Fire Recovery v2019	Cascade (Redding)				
		Coast (Santa Rosa)				
		Riverside (South)				
		Sierra (Fresno)				
		Totals	0	0	0	0
1104.1(b)&(c)	Public / Private Utility Right-of-Way	Cascade (Redding)	14	17,746	64	5,057
		Coast (Santa Rosa)	10	473	16	15,974
		Riverside (South)				
		Sierra (Fresno)	22	12,396	13	3,599
		Totals	46	30,615	93	24,630
1038(f) (03/2019)	Small Timberland Owner	Cascade (Redding)				
		Coast (Santa Rosa)				
		Riverside (South)				
		Sierra (Fresno)				
		Totals	0	0	0	0

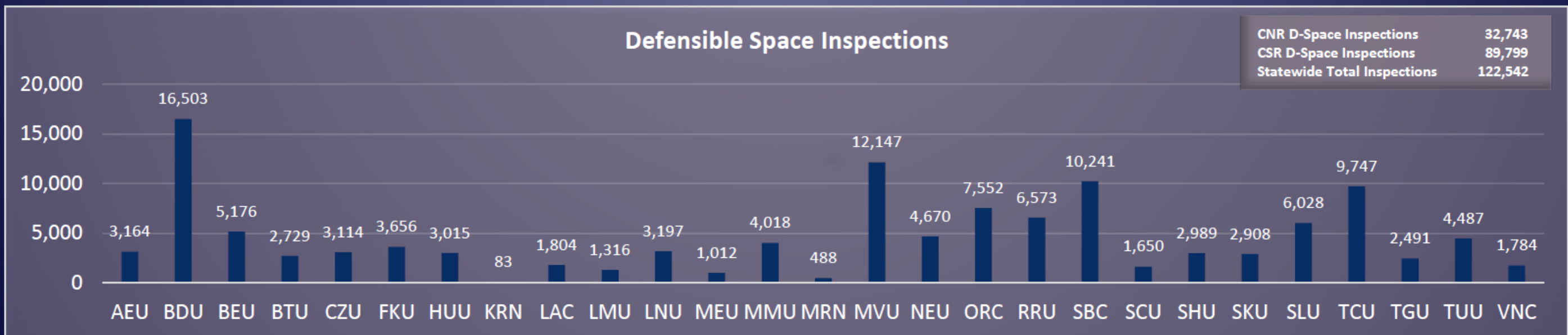
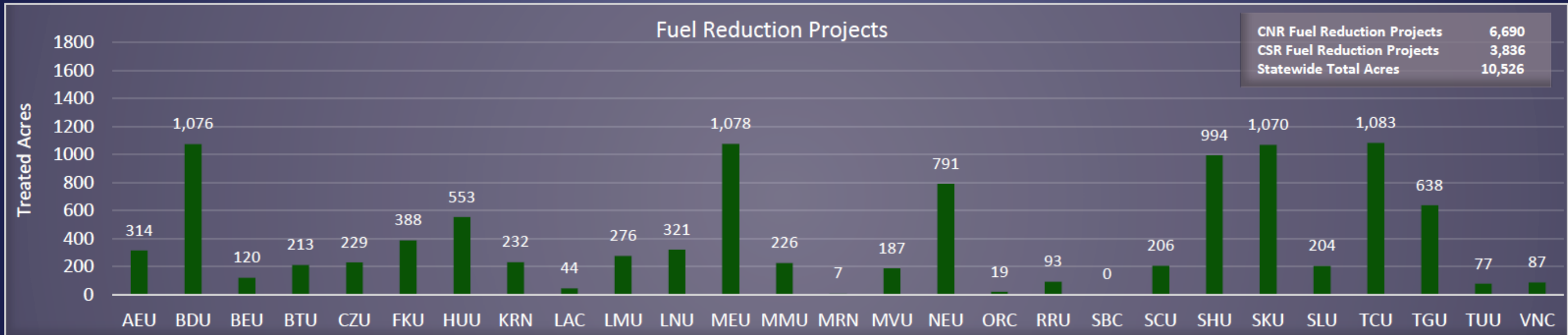
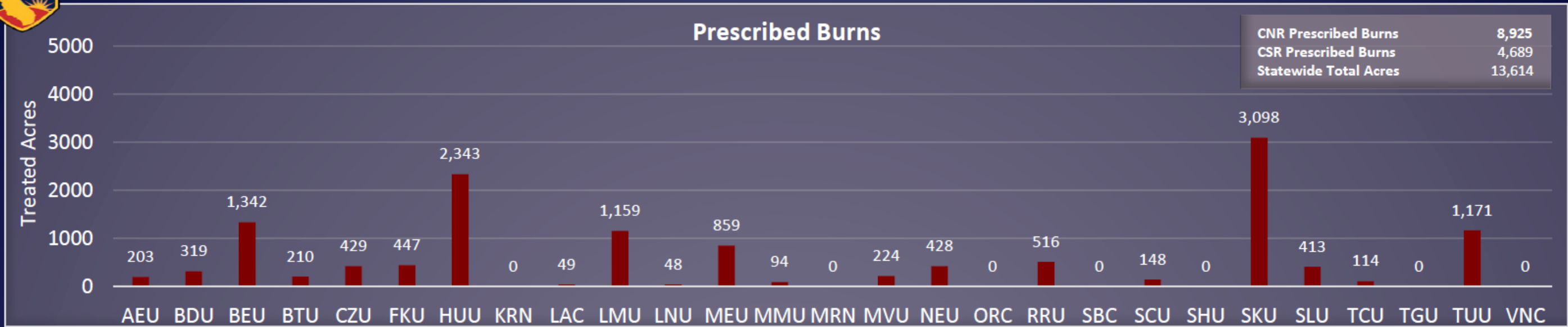
California Forest Practice Rules - Exemptions and Emergency Notices
Accepted by the Department of Forestry and Fire Protection through April 30, 2019

Rule	Type of Exemption	Admin Area	2018		2019	
			Number of Plans	Acres	Number of Plans	Acres
1038(c)	Structure Protection (0 to 150 feet)	Cascade (Redding)	76	108	20	94
		Coast (Santa Rosa)	45	60	17	24
		Riverside (South)				
		Sierra (Fresno)	8	12	10	21
		Totals	129	180	47	139
	Structure Protection (0 to 150 feet) v2019	Cascade (Redding)			19	26
		Coast (Santa Rosa)			3	3
		Riverside (South)				
		Sierra (Fresno)				
		Totals	0	0	22	29
1038(c)(6)	Structure Protection (150 to 300 feet) Includes exemptions previously submitted with both 0-150ft and 150-300ft options	Cascade (Redding)	11	82	1	3
		Coast (Santa Rosa)	10	42		
		Riverside (South)				
		Sierra (Fresno)				
		Totals	21	124	1	3
	Structure Protection (150 to 300 feet) v2019	Cascade (Redding)				
		Coast (Santa Rosa)				
		Riverside (South)				
		Sierra (Fresno)				
		Totals	0	0	0	0
1038(d)	Substantially Damaged Unmerchantable Sawlog	Cascade (Redding)				
		Coast (Santa Rosa)				
		Riverside (South)				
		Sierra (Fresno)	1	7		
		Totals	1	7	0	0
1038(g)	Woody Debris and Slash Removal	Cascade (Redding)				
		Coast (Santa Rosa)				
		Riverside (South)				
		Sierra (Fresno)	1	110		
		Totals	1	110	0	0
	All Exemptions	Grand Total	634	2,141,253	513	1,048,603

Type of 1052 Emergency Notice		2018		2019						
		Admin Area	Number of Plans	Acres	Number of Plans	Acres				
Notice of Emergency Timber Operations		Cascade (Redding)	28	1,173	58	9,130				
		Coast (Santa Rosa)	51	3,218	14	704				
		Riverside (South)								
		Sierra (Fresno)	4	350	1	582				
		Totals	83	4,741	73	10,416				
<u>Emergency Conditions</u> More than one condition can be selected per Notice of Emergency Timber Operations - acreage may be reflected multiple times *Others may include multiple emergency conditions		Drought		Cascade (Redding)	4	423				
				Coast (Santa Rosa)						
				Riverside (South)						
				Sierra (Fresno)	1	339				
				Totals	5	762	0	0		
				Fire		Cascade (Redding)	22	741	58	9,130
						Coast (Santa Rosa)	51	3,218	10	558
						Riverside (South)				
						Sierra (Fresno)	1	339	1	582
						Totals	74	4,298	69	10,270
				Insects		Cascade (Redding)	7	442	9	1,385
						Coast (Santa Rosa)				
						Riverside (South)				
						Sierra (Fresno)	4	350		
						Totals	11	792	9	1,385
				*Others		Cascade (Redding)			109	17,915
				Coast (Santa Rosa)			8	368		
				Riverside (South)						
				Sierra (Fresno)			1	582		
				Totals	0	0	118	18,865		
Fuel Hazard Reduction		Cascade (Redding)	1	3						
		Coast (Santa Rosa)								
		Riverside (South)								
		Sierra (Fresno)			1	193				
		Totals	1	3	1	193				
Sudden Oak Death Disease		Cascade (Redding)								
		Coast (Santa Rosa)								
		Riverside (South)								
		Sierra (Fresno)	1	100						
		Totals	1	100	0	0				



Fire Prevention Target Goals – FY 2018-2019 (July 1, 2018 – April 30, 2019)



	Target	Completed	% Completed
Broadcast/Prescribed Burn	25,000	13,614	54.46%
Combined Fuel Reduction Projects	20,000	10,526	52.63%
Defensible Space Inspections	250,000	122,542	49%